

SPECIFICATIONS

Model name	MEB-3200CSS	MEB-3200CRS	MEB-3200CJS	MEB-3200CCS
Application	Men's and ladies' wear	Combined use for lateral and longitudinal buttonholing: for men's and ladies' wear	Jeans	Cotton pants and working wear
Thread trimming style	Ldaerht gniamer regno		Shorter remaining thread	
Stitch system	1-needle, double chainstitch (with gimp)			
Max. sewing speed	400~2,200sti/min*1 (100sti/min*1 step)			
Sewing length	10~38mm (with thread trimmer) 10~50mm (in case looper thread trimming device is removed)*2	Work clamp type S 16~24 (26)mm: optional Work clamp type M 24~32 (34)mm: standard Work clamp type L 32~40 (42)mm: optional	Work clamp type S 16~24 (26)mm: standard Work clamp type M 24~32 (34)mm: optional Work clamp type L 32~40 (42)mm: optional	
Needle throwing width (at the time of delivery)	2.0~3.2mm*2 (2.3mm)	2.6~4.0mm*3 (3.6mm)	2.0~3.2mm*3 (2.5mm)	
Taper bar length	0mm, 3~15mm			
Work clamp height	13mm (max. 16mm)			
Method for changing stitch shape	By selecting a program			
Buttonhole cutting method	By cut-before knife or cut-after or without buttonhole cutting			
Feed system	Intermittent feed by stepping motor			
Cloth cutting knife drive system	Vertically driven by stepping motor			
Needle (at the time of delivery)	DO×558 (Nm100) Nm90~Nm110	DO×558 (Nm120) Nm120~Nm130	DO×558 (Nm110) Nm110~Nm120	
Lubrication	Automatic (looper and spreader: by an oiler)			
Lubricating oil	JUKI New Defrix Oil No.2 (equivalent to ISO VG32)			
Compressed air and air consumption	0.5MPa 6dm ³ /min (ANR) [8cycle/min]			
Power requirement and power consumption	Single-/3-phase, 550VA			
Dimensions	1,060mm (W)×790mm (D)×1,230mm (H)			
Total weight	179kg			

*1 "sti/min" stands for "Stitches per Minute."

*2 When the sewing length of 38~50mm without thread trimmer is selected, the work clamp can be provided by placing special order. Please use the Multi-cutting device when you cut the cloth.

*3 By selecting the left looper and left spreader, the range of stitch bite can be changed to 2.6~4.0mm from 2.0~3.2mm (TS model is excluded)

WHEN YOU PLACE ORDERS

Please note when placing orders, that the model name should be written as follows:

M E B 3 2 0 0 C **S**

Application	Code
Men's and ladies' wear	S
Combined use for lateral and longitudinal buttonholing for men's and ladies' wear	R
Jeans	J
Cotton pants and working wear	C

Power supply	Code
Single-phase 220~240V / 3-phase 220~240V	D
Single-phase 220~240V	K
Single-phase 220~240V (for CE)	M

Option	Code
Not provided	Z
Needle thread clamp device	A
Multi-cutting device Needle thread clamp device*1	M

*1 When option category M is selected, S and R are the only sewing specification category available for selection (men's and ladies' wear).

● To order, please contact your nearest JUKI distributor.

JUKI ECO PRODUCTS The MEB-3200C is an eco-friendly product which complies with JUKI ECO PRODUCTS standards for protecting the environment.



● The sewing machine complies with the "Juki Group Green Procurement Guidelines" on the use of hazardous substances, which is stricter than other restrictions, such as those of the RoHS Directive.

For details of JUKI ECO PRODUCTS, refer to: <https://www.juki.co.jp/en/company/eco>

*The RoHS Directive is an EU Directive limiting the use of 6 hazardous substances (lead, hexavalent chromium, mercury, cadmium, PBB and PBDE) in electrical and electronic equipment. The Juki Green Procurement Guideline is the voluntarily established criteria to eliminate not only the aforementioned six substances, but also other ones which also adversely affect the environment.



Registered Organization: JUKI CORPORATION Head Office
The Scope of the Registration: The activities of research, development, design, sales, distribution, and maintenance services of industrial sewing machines, household sewing machines and industrial robots, etc., including sales and maintenance services of data entry systems.

MEB-3200C Series

Computer-controlled, Eyelet Buttonholing Sewing System
(Trimmer for Needle and Looper Thread with gimp)

MEB-3200CSS (For men's and ladies' wear)

MEB-3200CRS (For combined use for vertical and horizontal buttonholes: men's and ladies' wear)

MEB-3200CJS (For jeans)

MEB-3200CCS (For cotton pants and work pants)



MEB-3200CSS




2-11-1, TSURUMAKI, TAMA-SHI,
TOKYO 206-8551, JAPAN
PHONE: (81) 42-357-2370
FAX: (81) 42-357-2274
<https://www.juki.co.jp/en>

JUKI CORPORATION
SEWING MACHINERY & SYSTEMS BUSINESS UNIT

* Specifications and appearance are subject to change without prior notice for improvement.
* Read the instruction manual before putting the machine into service to ensure safety.
* This catalogue prints with environment-friendly soyink on recycle paper.
* Paper from responsible sources FSC™ C001712

Computer-controlled, Eyelet Buttonholing Sewing System

MEB-3200C Series



Thorough pursuit of operability
Easy operation with
a new operation panel!

Color LCD touch panel for intuitive operation

NEW

Configured with a large, highly visible color LCD touch panel for instant display of the stitch shape, set values, and menu settings for the sewing functions. Fast, intuitive touch-panel operation reduces the time taken to set the data and eliminates mistakes in sewing and machine operation.



Management of sewing performance and sewing machine by the utilization of IoT (Internet of Things)

Management, browsing and editing of data can be carried out on the application software

Data on sewing machine adjustments made according to the product to be sewn can be transferred to a commercially-available Android tablet in contactless mode. This enables quick check for uniform settings as well as confirmation of conditions of sewing machines in a sewing line, thereby facilitating setup changes. The operation panel is also provided as standard with a USB port. Data management and software update can be carried out with ease using a USB thumb drive.



JUKI Smart APP allows you to send and confirm various data

In the application, there are items of management setting (terminal registration), sewing machine data (sewing data), problem-solution chart. In the problem-solution chart, we can generate production graphs, the availability chart, etc. for each acquired sewing machine data so it can be used for checking the current situation and analyzing it.

*Android OS Version 6.0 is recommended to use JUKI Smart APP.
(Operation is confirmed with respect to Versions 5.0 and later.)
Contact JUKI distributor in your area for how to use the application software.

The sewing machine can be paired with equipment which supports NFC (Near Field Communication) only by holding the equipment over the sewing machine.

*N-Mark is the trademark or registered registered mark of NFC Forum Inc. in the US and other countries.



USB port

Data items of sewing can be numerically managed to ensure "stable quality" and "reduction in time required for setup changes". Quantified sewing data can be externally taken from the sewing machine using an Android tablet or USB thumb drive.

Thanks to the computer control, many different eyelet shapes and straight buttonhole shapes can be selected or established on the operation panel.

The machine is provided as standard with 11 different stitching shape patterns. As many as 88 different patterns can be stored in memory and selected.

Eyelet buttonhole				Straight buttonhole				Radial stitch eyelet
Buttonhole without a bartack *	Buttonhole with a taper bar **	Buttonhole with a straight bartack **	Buttonhole with a round bartack **	Buttonhole without a bartack *	Buttonhole with a taper bar *	Buttonhole with a straight bartack *	Buttonhole with a round bartack *	Radial stitch eyelet **

* Registered in standard patterns (S, R type) ** Registered in standard patterns (J, C type)

An active tension mechanism (computer-controlled thread tension mechanism)


Electronic control of the needle/looper thread tension

Needle and looper thread tensions can be digitally established on the operation panel according to sewing conditions. The machine also ensures the consistent production of high-quality seams.

- Data registration on a pattern-by-pattern basis
- Easy reproduction of the same sewing conditions



Using conventional machines, it's often quite difficult to reproduce the same sewing conditions. This machine does it with ease. With this capability, the MEB-3200C responds immediately to material changes, significantly reducing the time required for setup changes or adjustments. The machine also ensures the consistent production of high-quality seams. With the further improvements achieved, the pressure fluctuations are reduced during sewing to increase the stability of the thread tension. And with the very small differences in thread tension between sewing machines, the same thread tension can be obtained using the same sewing data.



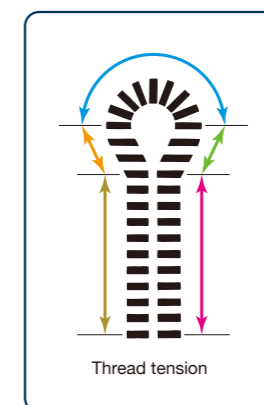
For the needle thread



For the looper thread

Thread tensions can be separately established for various sections of a buttonhole such as eyelet sections and parallel sections.

- The machine promises high-quality seams by smoothly responding to changes in stitch formation and allowing the operator to set a separate thread tension for the bartacking sections of buttonholes.
- Thread tensions for the beginning and end of sewing can also be separately established. This helps prevent loose stitches or slip-off or raveling of thread at the beginning of sewing.



Easier threading NEW

Threading work, a cumbersome process with conventional eyelet buttonholing machines, is now made easier with an air gun to blow the thread.



Air gun

Higher productivity

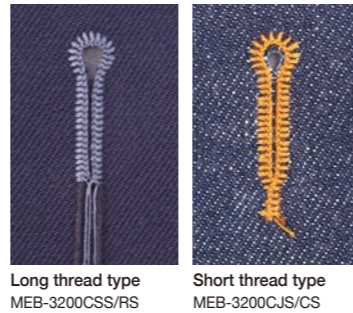
Automatized knife pressure **NEW**

The pressure of the cloth-cutting knife is now controlled automatically. Once the pressure is set, it holds steady even when the knife guard height or other conditions are changed. The steady control achieved eliminates the need for knife pressure readjustment when the knife guard is changed or repaired. The setup changing time is substantially reduced. (A different knife pressure can be set for every sewing pattern.)

The automatized knife pressure control, together with the active tension of the needle and looper threads, significantly reduces manhours when skilled workers are in short supply.

Consistent overall thread-trimming mechanism


When the MEB-3200CSS/RS for men's and ladies' wear trims the needle thread, looper thread, and gimp, it leaves a long strip of thread/gimp remaining on the material. With a sufficient length of thread/gimp to hold by hand, the operator can easily carry out the bartacking in the next process. When the MEB-3200CJS for jeans and MEB-3200CCS for cotton pants / work pants trim the needle thread, looper thread, and gimp, they leave only a short thread/gimp on the material. With no thread nipping required, work efficiency and productivity are both improved.



Excellent capabilities to help improve seam quality

Vertically driven cloth cutting knife controlled by a stepping motor.

- Thanks to the stepping motor control, the knife pressure can be easily changed on the operation panel to suit the material, thereby preventing uneven cutting.
- Changeover between the cut-before knife and cut-after knife can be carried out on the operation panel.
- With the air gun configured in place of an air-driven knife, parts such as the knife-driving arm no longer break and fluctuations in the air pressure driving the knife no longer cause uneven cutting. The air gun consumes only one-seventh of the air consumed by a standard eyelet buttonholing machine, which eliminates the need for a high-capacity compressor.



The knife comes down

Separately driven right and left work clamps.

The right and left work clamps are separately driven by independent air cylinders. With this mechanism, the work clamps reliably clamp materials of different thicknesses to prevent the materials from flopping.




Reduced power consumption in standby **NEW**

In addition to reducing power consumption in standby mode (55% compared to a conventional buttonholing sewing system), the new motor control also reduces heat generation in the machine head. With its improved features, such as its wind-resistant thread path and cloth-cutting mechanism shielded from air pressure fluctuations, this machine provides consistent seam quality in any operating environment.

Equipped with a shield to protect the looper thread path from wind **NEW**

The pipe-type thread path that comes with the machine reduces thread friction and protects the thread against the effects of wind. This thread path can be easily threaded with an accessory air gun.



Pipe for the looper thread

Improved workability and operability

Newly developed machine head that efficiently sews longitudinal buttonholes.


- JUKI has newly developed a machine head with a shallow recess. For the efficient sewing of longitudinal buttonholing.
*Use MEB-3200CRS for combined use for lateral and longitudinal buttonholing.
- The machine head has a wider space under the work clamps to permit easy placement of a sewing product, thereby improving workability.
- The semi-sunken machine head promises easy placement and smooth handling of sewing products.
- The amount of material opened can be easily adjusted using the screw mounted outside the machine head.



Material opening amount adjusting screw


Direct-drive motor is adopted.

The machine has adopted a direct-drive method that connects a compact AC servomotor directly to the hook-driving shaft. The quick startup and increased stopping accuracy obtained as a results guarantees outstanding responsiveness. In addition, the direct-drive motor does not use a V-belt to reduce power consumption.



Excellent maintainability.

- The computer controlled design eliminates most of the complicated mechanisms. This dramatically improves maintainability.
- The machine head is supported by a gas-spring that makes it easy to raise for smoother cleaning and threading.



Improvements of working environment.

- Designed without a clutch mechanism or stopmotion mechanism, the machine produces no stop-motion noise.
- The machine automatically reclaims cloth chips after cloth cutting action to keep the working environment cleaner.



The wiring inside and outside the machine head is neatly tucked away under the machine head for easy cleaning.

Dust bag

Equipped with a color-tunable LED light **NEW**

The machine is equipped with a color-tunable LED light that can be adjusted from daylight white to light bulb color. The LED can be adjusted to suit the sewing material and environment for improved workability.



Daylight white

White light

Light bulb color

Subclass

MEB-3200C□S□□M, provided with multi-cutting device

- The multi-cutting device incorporates a separate cloth cutting knife with two sections of blade --- one intended for the eyelet sections of buttonholes and one intended for straight sections. When sewing men's wear, the machine can sew eyelet buttonholes on a front body and straight buttonholes on a lapel without changing the knife. Conventionally, two different types of buttonholing machines are required for these processes. By performing two different kinds of buttonholing, the MEB-3200C□S□□M halves the time required for the setup procedure, including color thread changing. The end result is increased productivity.
- By dropping the knife two or more times per cycle, the machine can sew buttonholes of various sizes without changing the knife guard (18mm to 38mm for eyelet buttonholes and 10mm to 38mm for straight buttonholes). The machine is best suited for small-lot production of ladies' wear subject to frequent design changes.
- The machine is equipped as standard with a needle thread clamp device.

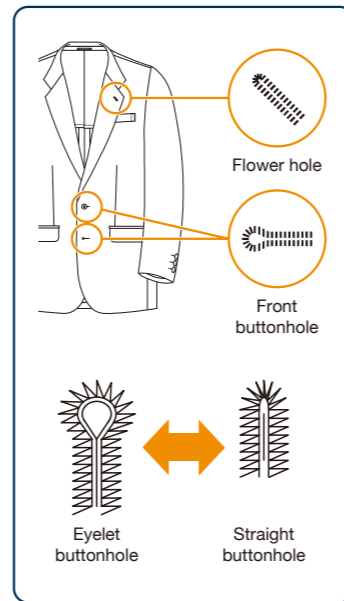


Straight shape and eyelet shape



Straight shape

The cloth dust-removal function for the moving parts has been improved to enhance maintainability.



List of the replacement gauges

○ : Provided as standard No symbol : Optional △ : Accessory — : Installation is invalid.

Throat plate

Part name	Part No.	Application				Needle size
		S	R	J	C	
Throat plate A (standard)	320-42715	○	○	—	—	Nm90~Nm110
Throat plate B (for semi-wide stitch bite)	320-42913	—	—	—	—	Nm90~Nm110
Throat plate C (for wide stitch bite)	320-43010	—	—	—	—	Nm90~Nm110
Throat plate D (for narrow stitch bite)	320-43218	—	—	—	—	Nm90~Nm110
Throat plate JA (standard)	320-43424	—	—	○	—	Nm120~Nm130
Throat plate JB (for semi-wide stitch bite)	320-42830	—	—	—	—	Nm90~Nm110
Throat plate JC (for wide stitch bite)	320-43135	—	—	—	—	Nm90~Nm110
Throat plate JD (standard)	320-43622	—	—	—	—	Nm90~Nm100
Throat plate JE (standard)	320-43523	—	—	○	—	Nm110~Nm120
Throat plate JF (standard)	320-43325	—	—	—	—	Nm90~Nm100

Work clamp, complete

Part name	Part No.	Application			
		S	R	J	C
Compensating foot set for eyelet buttonholes S	320-28458	—	—	—	○
Compensating foot set for eyelet buttonholes M	320-28854	—	—	○	—
Compensating foot set for eyelet buttonholes L	320-29050	—	—	—	—
Work clamp, complete for longitudinal buttonholes	320-31064	○	—	—	—

Work clamp

Work clamp (left)					
Part name	Part No.	Application			
		S	R	J	C
For eyelet buttonhole 40mm	140-10102	○	○	—	—
For eyelet buttonhole 32mm	140-59604	—	—	—	—
For eyelet buttonhole 22mm	140-59802	—	—	—	—
For straight buttonhole 40mm	140-13908	—	—	—	—
Compensating work clamp H, 40mm for eyelet buttonholes	140-58903	—	—	—	—
Compensating work clamp M, 32mm for eyelet buttonholes	320-28706	—	—	○	—
Compensating work clamp S, 24mm for eyelet buttonholes	320-28300	—	—	—	○
Compensating foot for eyelet buttonhole 32mm	400-35239	—	—	—	—
Compensating foot for eyelet buttonhole 22mm	400-39844	—	—	—	—

Work clamp (right)					
Part name	Part No.	Application			
		S	R	J	C
For eyelet buttonhole 40mm	140-10003	○	○	—	—
For eyelet buttonhole 32mm	140-59505	—	—	—	—
For eyelet buttonhole 22mm	140-59703	—	—	—	—
For straight buttonhole 40mm	140-13809	—	—	—	—
Compensating work clamp H, 40mm for eyelet buttonholes	140-58804	—	—	—	—
Compensating work clamp M, 32mm for eyelet buttonholes	320-28607	—	—	○	—
Compensating work clamp S, 24mm for eyelet buttonholes	320-28201	—	—	—	○
Compensating foot for eyelet buttonhole 32mm	400-35238	—	—	—	—
Compensating foot for eyelet buttonhole 22mm	400-39843	—	—	—	—

Presser support plate

Presser support plate (left)					
Part name	Part No.	Application			
		S	R	J	C
Presser support plate for eyelet buttonholes	320-27104	○	○	—	—
Presser support plate for eyelet buttonholes J,M	320-28912	—	—	○	—
Presser support plate for eyelet buttonholes C,S	320-28516	—	—	—	○
Presser support plate for eyelet buttonholes ,L	320-29100	—	—	—	—
Presser support plate for straight buttonholes	320-29506	—	—	—	—

Presser support plate (right)					
Part name	Part No.	Application			
		S	R	J	C
Presser support plate for eyelet buttonholes	320-27005	○	○	—	—
Presser support plate for eyelet buttonholes J,M	320-28805	—	—	○	—
Presser support plate for eyelet buttonholes C,S	320-28409	—	—	—	○
Presser support plate for eyelet buttonholes ,L	320-29001	—	—	—	—
Presser support plate for straight buttonholes	320-29407	—	—	—	—

Left looper, left spreader

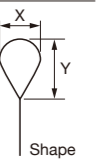
Applicable zigzag width (mm)	Left looper	Left spreader	Application			
	Part No.	Part No.	S	R	J	C
2.0~3.2	320-40800	320-40917	○	○	—	○
2.6~4.0	140-30902	140-31116	—	—	—	○

Cloth cutting knife

Part No.	Shape (mm)		Max. cutting length (mm)	Application			
	X	Y		S	R	J*	C*
	140-41206	2.9		4.4	38	○	○
320-63604	2.9	4.4	24	—	—	—	○
320-63703	2.9	4.4	32	—	—	—	○
320-63802	2.1	3.2	38	—	—	—	○
320-63901	2.1	3.2	24	—	—	—	—
320-64008	2.1	3.2	32	—	—	—	—
320-64107	3.2	5.4	38	—	—	—	—
320-64206	3.2	5.4	24	—	—	—	—
320-64305	3.2	5.4	32	—	—	—	—
320-66904	2.7	5.1	38	—	—	—	—

C type ⇒ L: Accessory for the compensating foot L set for eyelet buttonholes (optional)
J type ⇒ S: Accessory for the compensating foot S set for eyelet buttonholes (optional)
C type ⇒ L: Accessory for the compensating foot M set for eyelet buttonholes (optional)

For straight buttonhole							
Part No.	Shape (mm)		Max. cutting length (mm)	Application			
	X	Y		S	R	J*	C*
140-41404	0	0	38	△	△	—	—
320-65302	0	0	24	—	—	—	—
320-65401	0	0	32	—	—	—	—



For radial stitch eyelet	
Part No.	Shape (mm)
400-17692	φ2
400-17693	φ3
400-54782	φ4
400-56566	φ5

Knife guard

Eyelet buttonhole (standard type: quenched)					
Size (mm)	Part No.	Application			
		S	R	J*	C*
38	320-67209	△	△	—	—
36	320-67308	—	—	—	—
34	320-67407	—	—	—	—
32	320-67506	—	—	—	—
30	320-67605	—	—	—	—
28	320-67704	—	—	—	—
26	320-67803	—	—	△	—
24	320-67902	—	—	—	—
22	320-68009	○	○	○	△
20	320-68108	△	△	—	—
18	320-68207	—	—	—	○
16	320-68306	△	△	—	—
14	320-68405	—	—	—	—
12	320-68504	—	—	—	—
10	320-68603	—	—	—	—

Eyelet buttonhole (optional: not quenched)					
Size (mm)	Part No.	Application			
		S	R	J*	C*
38	320-62101	—	—	—	—
36	320-62200	—	—	—	—
34	320-62309	—	—	—	—
32	320-62408	—	—	—	—
30	320-62507	—	—	—	—
28	320-62606	—	—	—	—
26	320-62705	—	—	—	—
24	320-62804	—	—	—	—
22	320-62903	—	—	—	—
20	320-63000	—	—	—	—
18	320-63109	—	—	—	—
16	320-63208	—	—	—	—
14	320-63307	—	—	—	—
12	320-63406	—	—	—	—
10	320-63505	—	—	—	—

Straight buttonhole					
Size (mm)	Part No.	Application			
		S	R	J*	C*
40	140-42501	—	—	—	—
36	320-64404	—	—	—	—
34	320-64503	—	—	—	—
32	140-42600	—	—	—	—
30	320-64602	—	—	—	—
28	320-64701	—	—	—	—
26	140-42808	—	—	—	—
24	320-64800	—	—	—	—
22	140-42907	△	△	—	—
20	320-64909	—	—	—	—
18	320-65005	—	—	—	—
16	140-43103	—	—	—	—
14	320-65104	—	—	—	—
12	320-65203	—	—	—	—
10	140-43301	—	—	—	—

Radial stitch eyelet	
Part No.	Shape
400-54781	φ4

* For J / C specifications, use a cloth cutting knife / knife guard with a maximum sewing length or less. (Maximum sewing length: S: 24mm, M: 32mm, L: 40mm)

Gauges configured with a multi-cutting device

Knife guard (for combined use for eyelet and straight buttonhole)

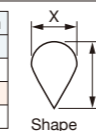
Knife guard shape	Knife guard length (mm)	Part No.	Max. sewing length (mm)		Min. sewing length (mm)		Application
			Eyelet buttonhole	Straight buttonhole	Eyelet buttonhole	Straight buttonhole	
			S	S			
No-step type	32	320-87603	38	38	32	22	—
	26	320-87702	38	38	26	16	—
	18	320-87801	38	38	18	10	○
Stepped type	32	320-87900	38	38	22	22	—
	26	320-88007	38	38	16	16	—
	18	320-88106	38	38	10	10	—

Knife guard (radial stitch eyelet)

Part No.	Shape
400-54781	φ4

Cloth cutting knife (eyelet/eyelet buttonhole)

Eyelet name	Part No.	Shape (mm)		Application
		X	Y	
1A	402-51323	2.1	3.2	—
3A	320-87207	2.9	4.4	○
6A	320-87306	2.7	5.1	—



Cloth cutting knife (radial stitch eyelet)

Part No.	Shape (mm)
402-47941	φ2
402-47942	φ3
402-47943	φ4

Option

2-pedal switch

[Part No.40033831(Pedal switch, asm.)]

The work clamp can be lifted/lowered and the machine can be started using the pedal switch.

*To use the 2-pedal unit, pedal switch cable asm. (Part No.40114433) is required.



Laser marker (cross-hair)

[Part No.40249514] * [Class2 laser product]

The laser marker emits laser light from both vertical and horizontal directions, so the cross-hair position stays the same even when the material thickness changes.

No manual readjustment is required.

